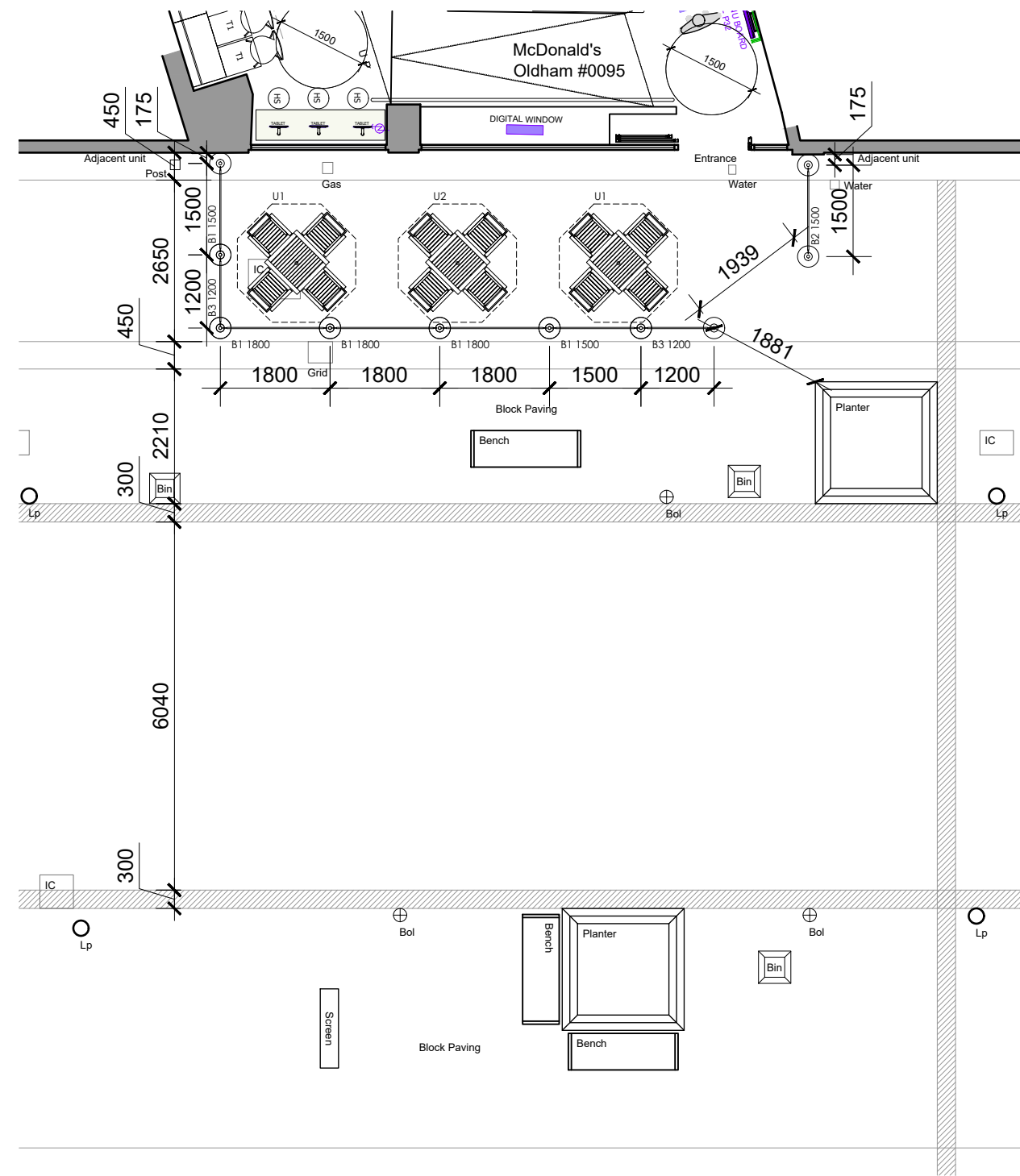
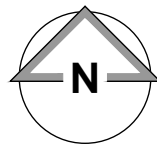
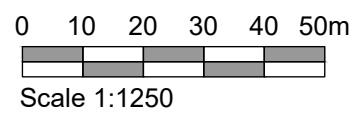
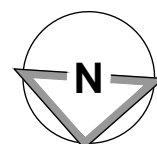
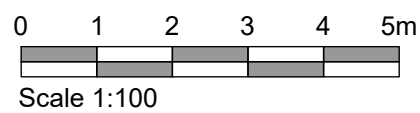


Location Plan



Proposed External Seating Area



NOTES

- All dimensions and levels are to be checked on site.
- Any discrepancies are to be reported to the architect before any work commences.
- This drawing shall not be scaled to ascertain any dimensions. Work to figured dims only.
- This drawing shall not be reproduced without express written permission from AEW.
- Title overlay drawings and ownership boundaries are produced using all reasonable endeavours. AEW cannot be responsible for the accuracy or scale discrepancy of base plans supplied to them.
- All works are to be undertaken in accordance with Building Regulations and the latest British Standards.
- All proprietary materials and products are to be used strictly in accordance with the manufacturers recommendations.

CDM 2015

Client notified of duties: **At Design Team Meetings**

Principal Designer: **TBC**

Unless noted below, all known hazards have been highlighted on the drawing.

Drawing Based on:

OS Map & AEW Architects Drawing no: 6205\_AEW\_0095\_0050\_PROPOSED GA

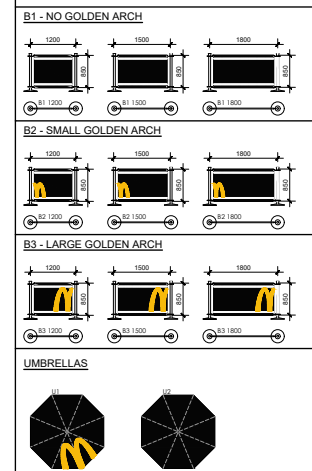
- Scale for planning purposes only.
- Application Boundary Indicated:

Proposed External Seating Area Furniture Schedule

|   |    |
|---|----|
| Inside Out Polydeck Table               | 03 |
| Inside Out Polydeck Armchair            | 12 |
| Showpiece Design 2.1m Octagonal Parasol | 03 |

Total outdoor seating area: 27.2m<sup>2</sup>

EXTERNAL BARRIER & UMBRELLA KEY



|                               |                  |            |              |
|-------------------------------|------------------|------------|--------------|
| B                             | 19/01/2021       | LMD        | LB           |
| Layout updated                |                  |            |              |
| A                             | 08/01/2021       | JJ         | TSS          |
| Note removed                  |                  |            |              |
| -                             | 22/12/2020       | JJ         | JJS          |
| Initial Issue                 |                  |            |              |
| REV                           | Date             | Drawn by:- | Checked by:- |
| Status                        | Purpose of Issue |            |              |
| S2                            | For Approval     |            |              |
| drawing stage <b>Planning</b> |                  |            |              |
| client                        |                  |            |              |

McDonald's Restaurant's Ltd.

project store  
**McDonald's High Street, Oldham 0095**

drawing title  
**Proposed External Seating Plan**

date 22/12/2020 drawn JJ  
 scale@A3 As Shown checked JJS

Proposed External Seating Plan

PLANNING