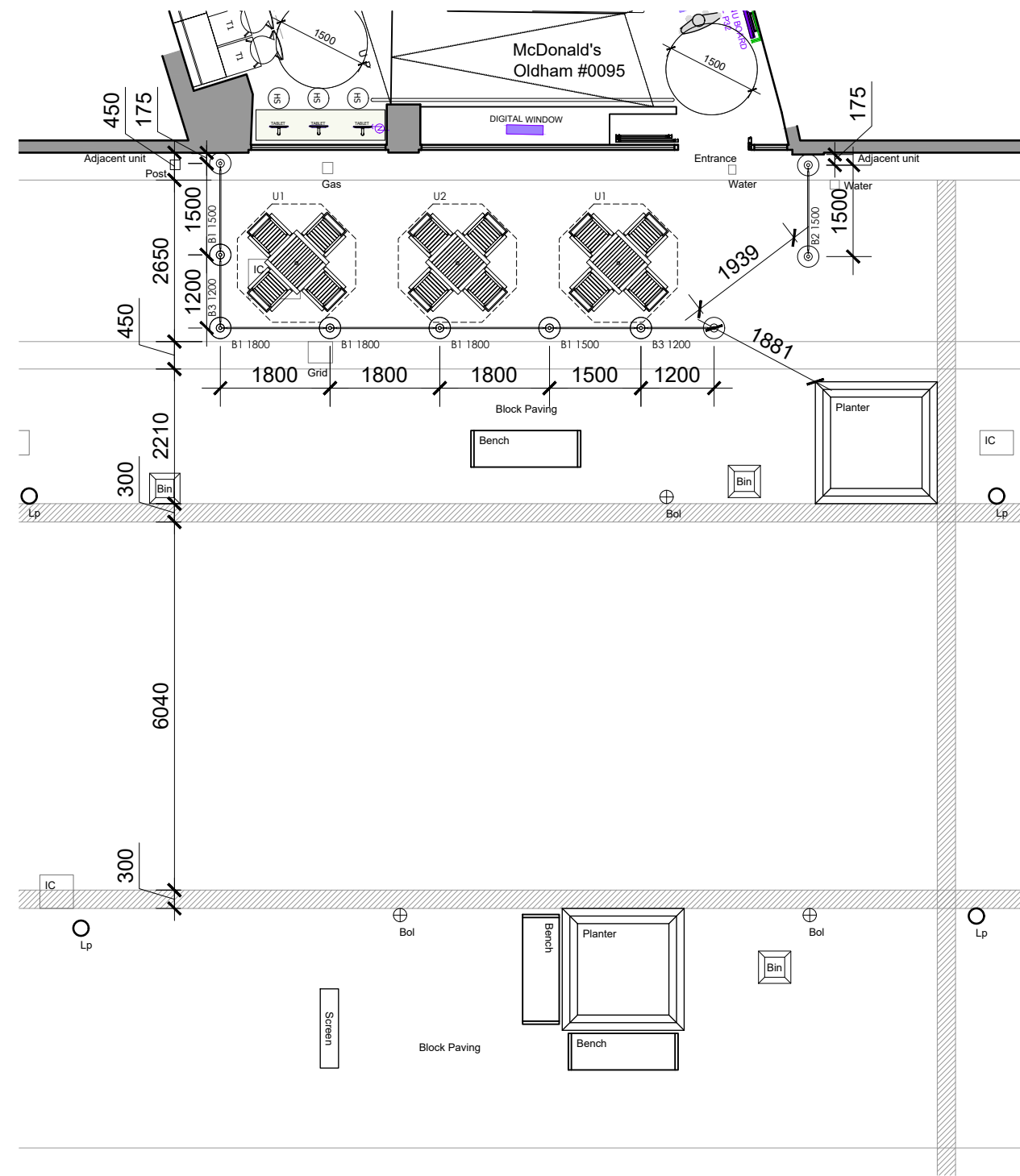
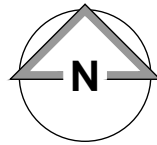
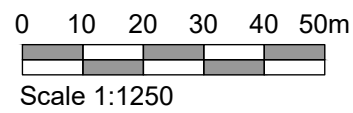
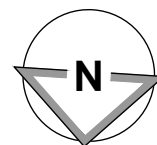
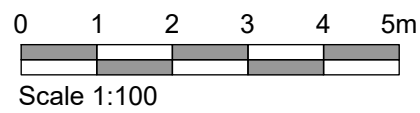


Location Plan



Proposed External Seating Area



NOTES

- All dimensions and levels are to be checked on site.
- Any discrepancies are to be reported to the architect before any work commences.
- This drawing shall not be scaled to ascertain any dimensions. Work to figured dims only.
- This drawing shall not be reproduced without express written permission from AEW.
- Title overlay drawings and ownership boundaries are produced using all reasonable endeavours. AEW cannot be responsible for the accuracy or scale discrepancy of base plans supplied to them.
- All works are to be undertaken in accordance with Building Regulations and the latest British Standards.
- All proprietary materials and products are to be used strictly in accordance with the manufacturers recommendations.

CDM 2015

Client notified of duties: **At Design Team Meetings**

Principal Designer: **TBC**

Unless noted below, all known hazards have been highlighted on the drawing.

Drawing Based on:

OS Map & AEW Architects Drawing no: 6205_AEW_0095_0050_PROPOSED GA

- Scale for planning purposes only.
- Application Boundary Indicated: █

Proposed External Seating Area Furniture Schedule	
Inside Out Polydeck Table	03
Inside Out Polydeck Armchair	12
Showpiece Design 2.1m Octagonal Parasol	03

Total outdoor seating area: 27.2m²

EXTERNAL BARRIER & UMBRELLA KEY

B1 - NO GOLDEN ARCH

B2 - SMALL GOLDEN ARCH

B3 - LARGE GOLDEN ARCH

UMBRELLAS

REV	Date	Drawn by	Checked by
B	19/01/2021	LMD	LB
A	08/01/2021	JJ	TSS
-	22/12/2020	JJ	JJS

Initial Issue

drawing stage: **Planning**

client: **McDonald's Restaurant's Ltd.**

project: **McDonald's High Street, Oldham 0095**

store: **0095**

drawing title: **Proposed External Seating Plan**

date: **22/12/2020** drawn: **JJ**
 scale: **A3** As Shown checked: **JJS**

Proposed External Seating Plan

PLANNING